

SISTEMA PER ANTE SCORREVOLI IN LUCE

- sistema scorrevole per ante fino a 60 kg;
- semplice da montare;
- fermi di fine corsa invisibili inseriti nel binario superiore.

SYSTEM FOR INSIDE SLIDING DOORS

- sliding system for doors up to 60 kg;
- simple assembling methods;
- use of end-run stops inserted in the rail.

SCORREVOLI SLIDING SYSTEMS

PS02



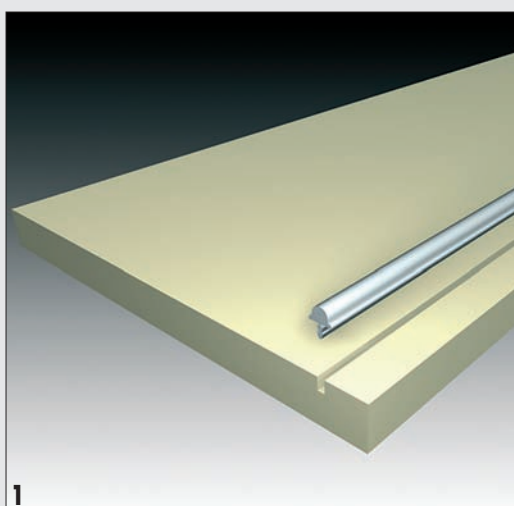
CINETTO
FERRAMENTA PER MOBILI
FITTINGS FOR FURNITURE

COMPANY WITH QUALITY MANAGEMENT
SYSTEM CERTIFIED BY DNV
= ISO 9001:2008 =

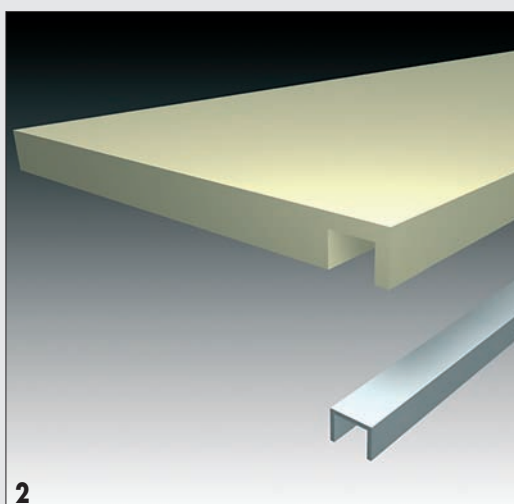
ISTRUZIONI DI MONTAGGIO MOUNTING INSTRUCTIONS

- 1** Montare il profilo inferiore alluminio PR0370002A sul fondo fresato del mobile.
- 2** Montare il profilo superiore alluminio PR597020150020 sul cappello fresato del mobile.
- 3** Inserire i fermi superiori PS02FE9001 nel profilo superiore e fissarli al mobile tramite vite autofilettate.
- 4** Fissare i pattini superiori PS02PS2001 sull'anta.
- 5** Fissare i pattini inferiori PS02PI2001 sull'anta fresata.


- 1** Assemble the lower aluminium profile PR0370002A to the grooved bottom of the furniture.
- 2** Assemble the upper aluminium profile PR597020150020 to the grooved top of the furniture.
- 3** Insert the upper locks PS02FE9001 into the upper rail, fix then them to the furniture with the self-threading screw.
- 4** Fix the upper slides PS02PS2001 to the door.
- 5** Fix the lower slides PS02PI2001 to the grooved door.




1




2



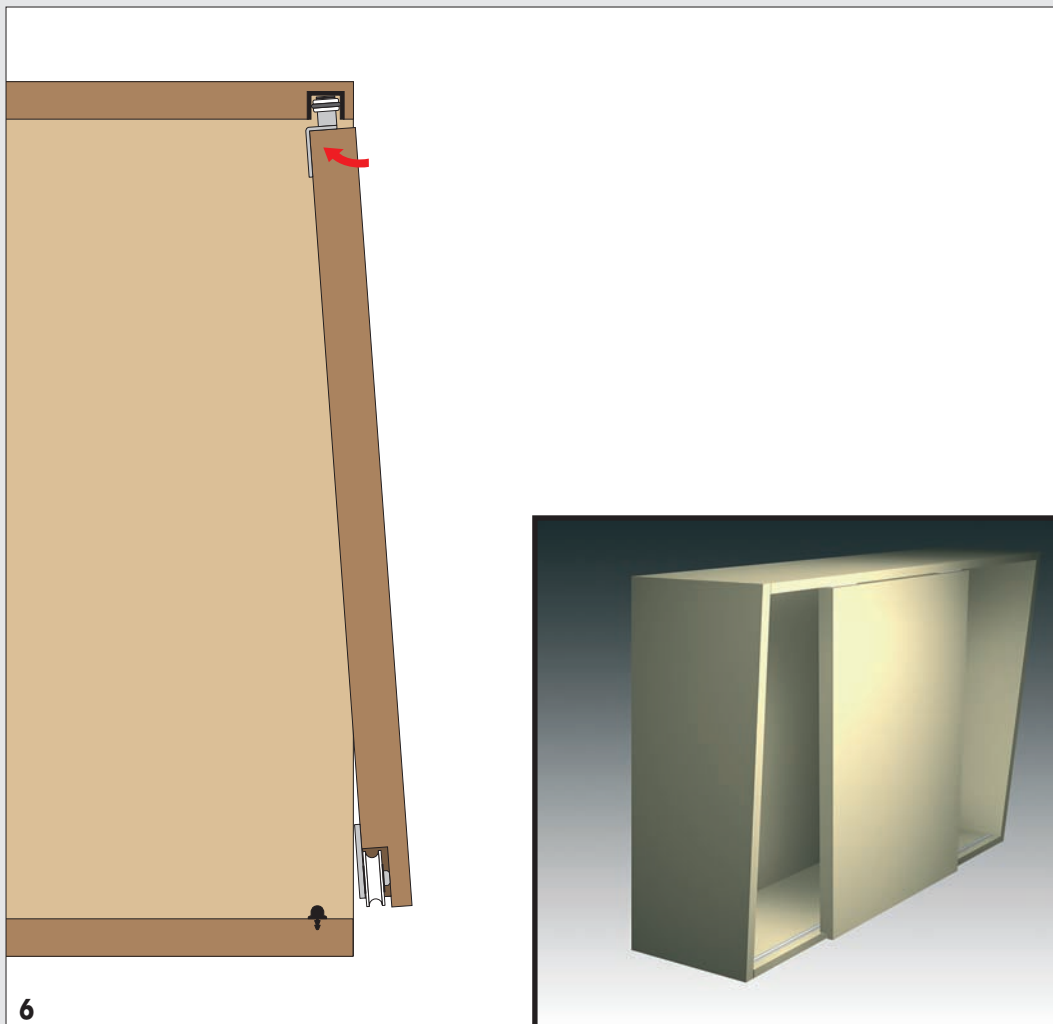
3



4



5

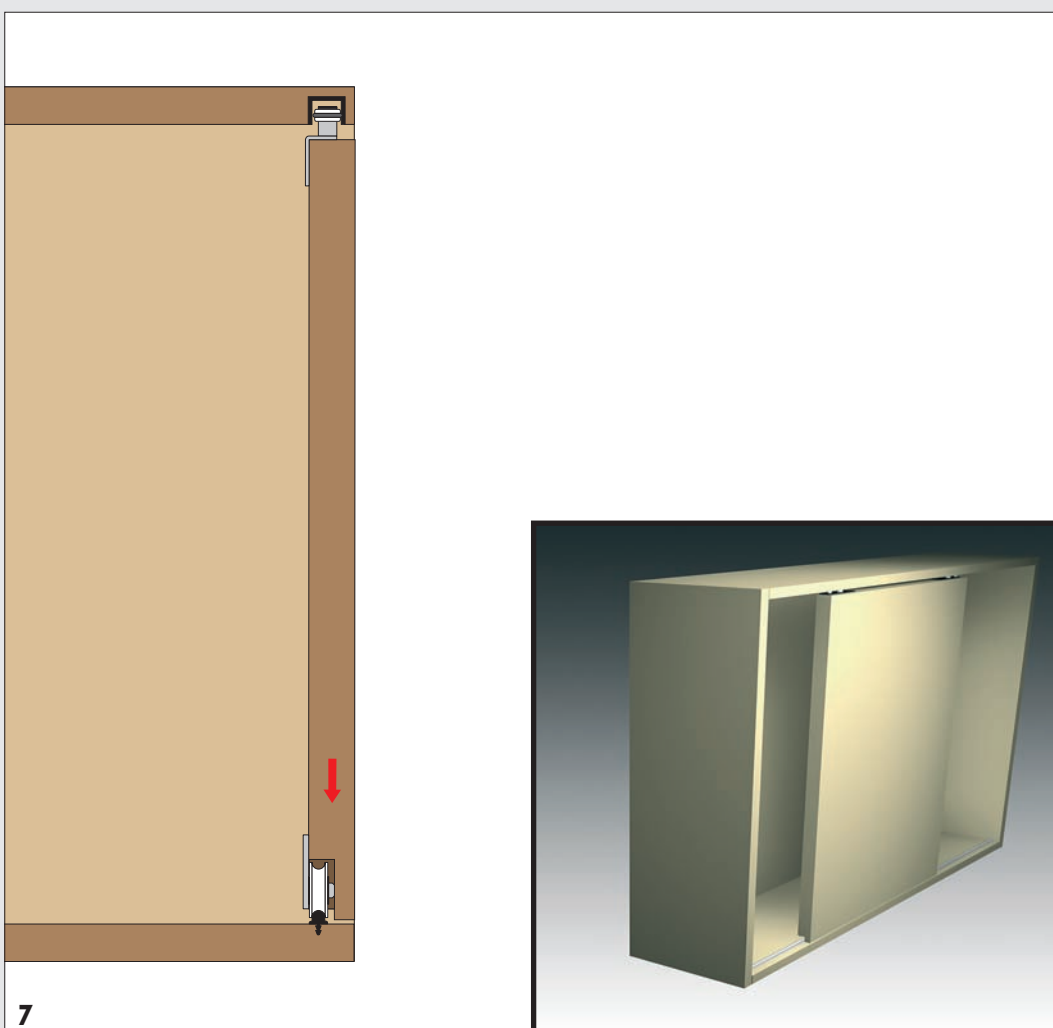


6 Infilare i rullini dei pattini superiori nel profilo superiore.

7 Posizionare verticalmente l'anta e appoggiare le ruote dei pattini inferiori sul profilo inferiore.

6 Insert the wheels of the upper slides into the upper profile.


7 Position vertically the door and lean the wheels of the lower slides on the lower profile.



7

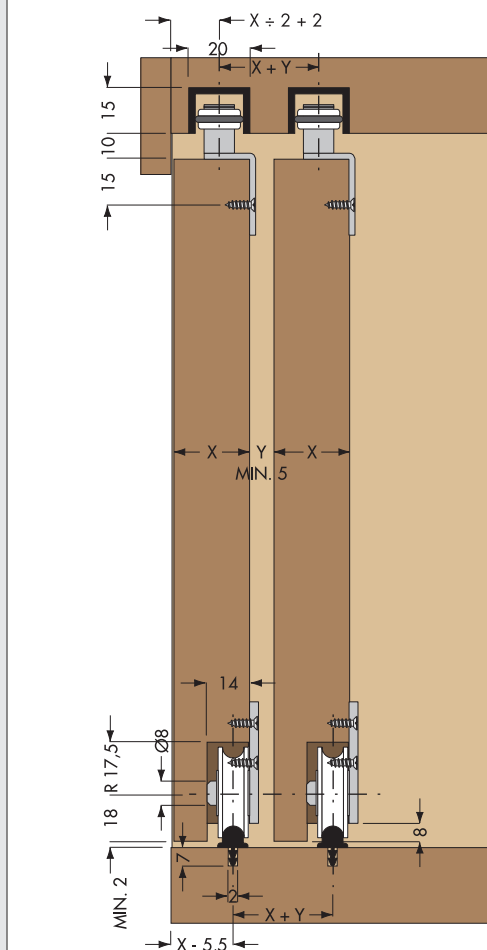
8 Inserire l'anti-scarrolo PS02SQ9001 sui pioli dei pattini superiori.

8 Assembled the anti-derailing gear PS02SQ9001 of the upper slides.



SCHEDE TECNICHE - Le quote presenti sono espresse in mm.
TECHNICAL CARDS - Mentioned quotes are expressed in mm.

SEZIONE CON ANTE LEGNO
SECTION WITH WOODEN DOORS



SCHEMA LAVORAZIONI SU ANTA LEGNO
HOLING DETAIL ON WOODEN DOOR

