




GUIDA PER PIANI E TOP CUCINA SCORREVOLI

RUNNERS FOR SLIDING KITCHEN TOPS

**REGOLAZIONE ORIZZONTALE 360°**
HORIZONTAL ADJUSTMENT 360°**BLOCCO IN CHIUSURA E APERTURA**
HOLD-IN AND HOLD-OUT FEATURE**CARATTERISTICHE PRINCIPALI**
/ MAIN FEATURES

Guida realizzata in acciaio trafilato a freddo che consente lo scorrimento longitudinale, trasversale o diagonale di piani e top per cucina.

Meccanismo invisibile dotato di blocco in chiusura ed in apertura.

Spazio ridotto di soli 3 mm tra il piano scorrevole e la superficie di appoggio.

Capacità di carico massimo 120 kg che consente l'utilizzo anche di materiali pesanti quali marmo, granito, ceramica, vetro o Corian®.

Guida prodotta in 3 lunghezze e in doppia versione, standard per utilizzo con piani scorrevoli la cui lunghezza massima non eccede 1500 mm e quella opzionale aggiuntiva da fissare in posizione intermedia per utilizzo con piani scorrevoli di lunghezza maggiore di 1500 mm.

Runner made of cold drawn steel that allows the longitudinal, lateral or diagonal sliding of surfaces or kitchen tops.

Completely invisible mechanism equipped with hold-in and hold-out device.

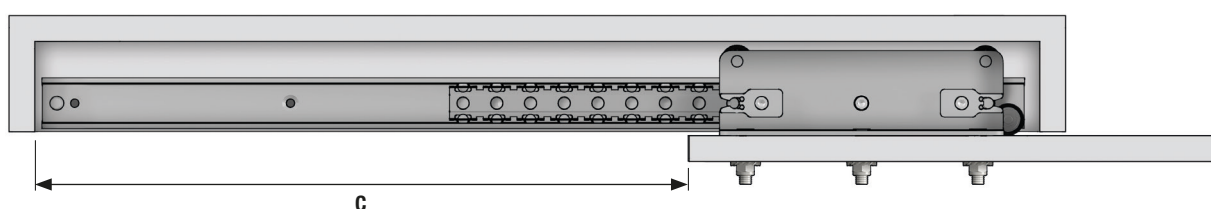
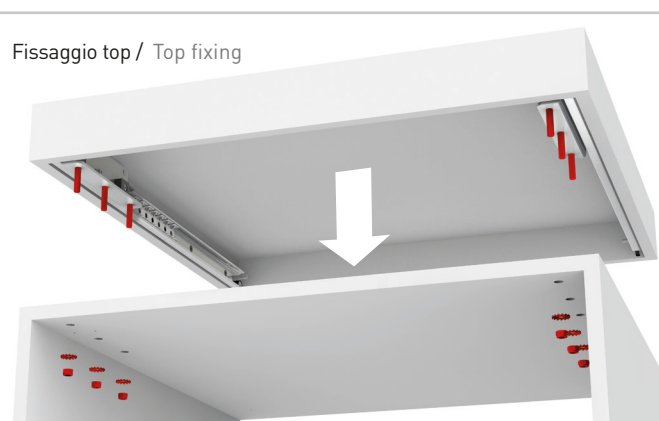
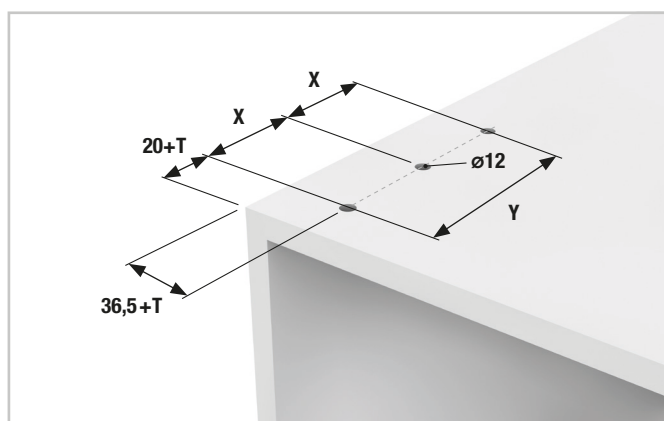
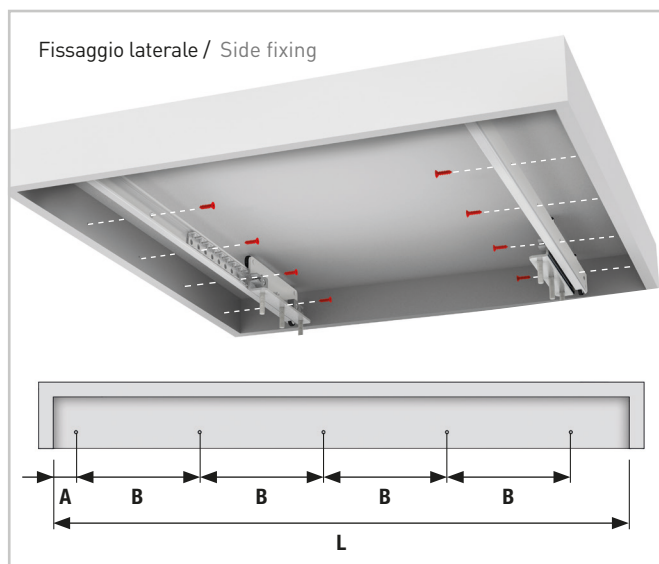
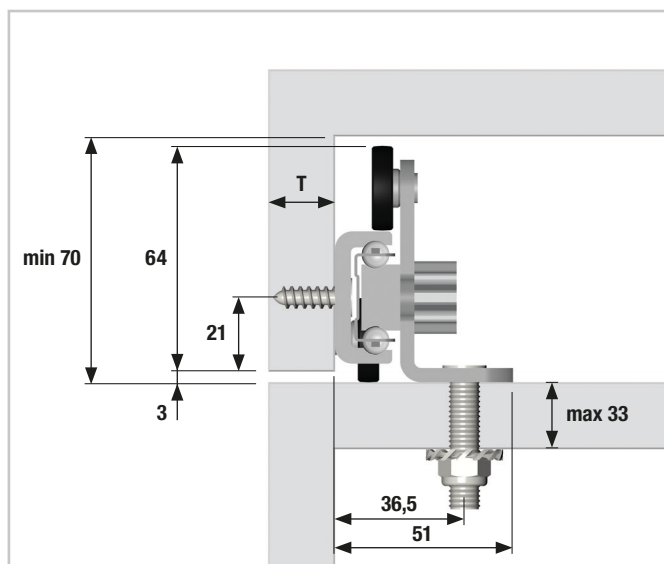
Reduced 3 mm gap between the sliding top and the bearing surface.

Maximum carrying capacity of 120 kg to allow the use of special heavy materials such as marble, granite, ceramic, glass or Corian®.

The runner is produced in 3 different lengths and in a double configuration, the standard version for surfaces or tops that are no longer than 1500 mm and the optional additional version to be used in intermediate position for surfaces or tops longer than 1500 mm.

PEKO 4300

SPECIFICHE TECNICHE / TECHNICAL SPECIFICATIONS



Codice YY* Code YY*	L min mm	A mm	B mm	C mm	X mm	Y mm
04300/000/00/0600/YY	550	25	160	390	—	104
04300/000/00/0900/YY	850	25	160	590	102	—
04300/000/00/1200/YY	1150	25	160	790	152	—

*YY = 00


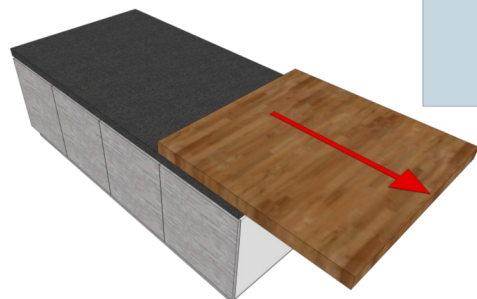
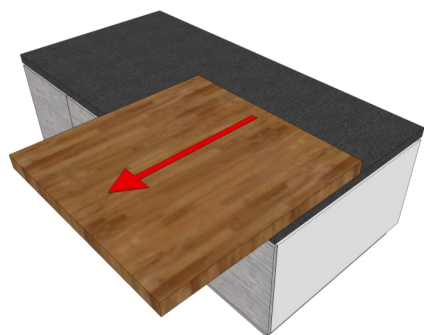
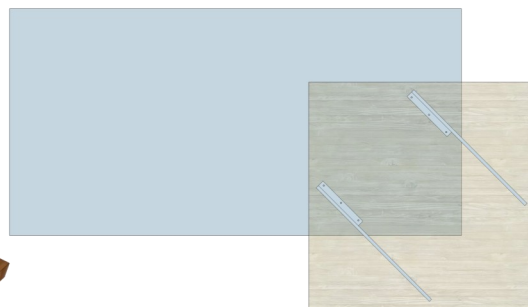

SET STANDARD fissaggio laterale per piani con **lunghezza massima** 1500 mm.

Side fixing **STANDARD SET** for tops with **maximum length** 1500 mm.

*YY = 80

GUIDA OPZIONALE fissaggio intermedio per piani con **lunghezza oltre** 1500 mm.

Intermediate **OPTIONAL RUNNER** for tops **longer than** 1500 mm.

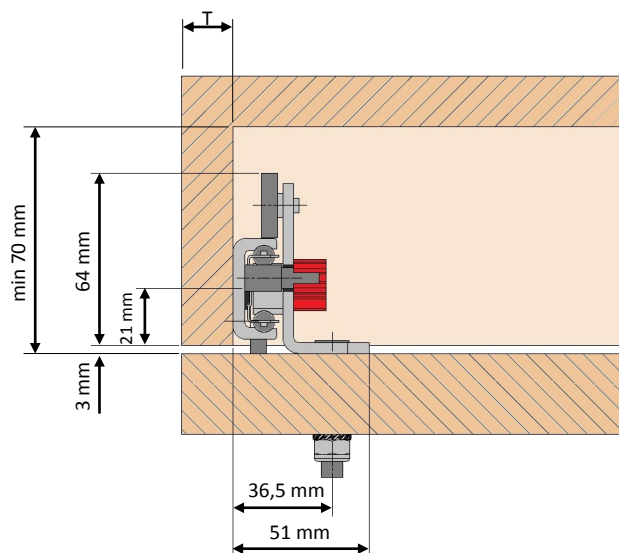
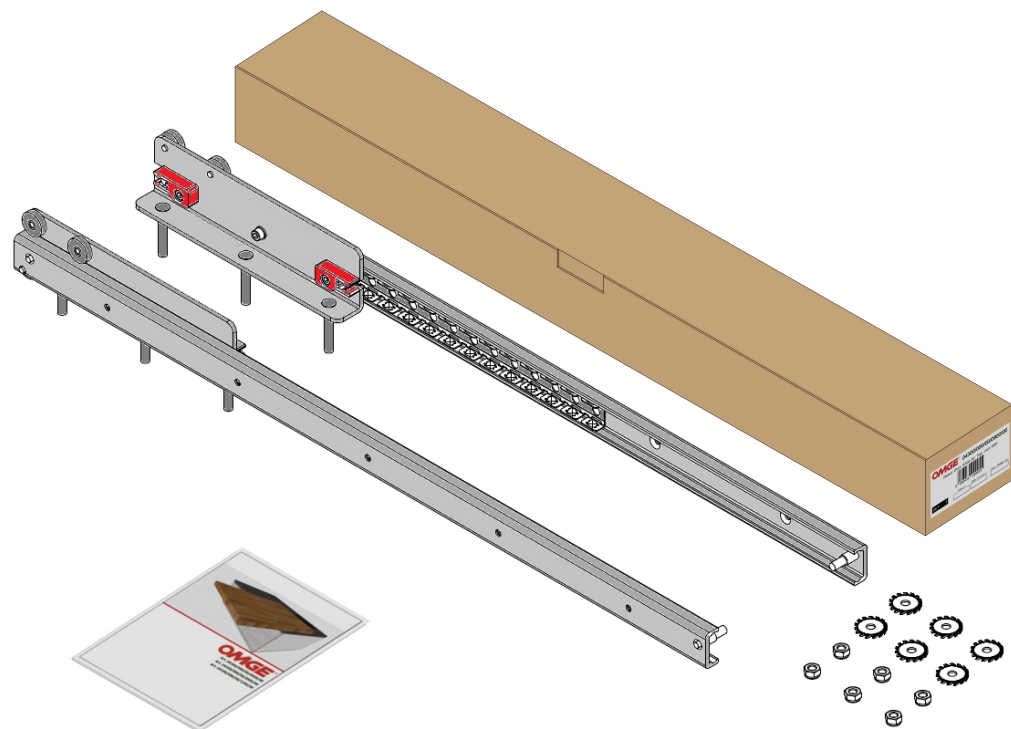


OMGE®

Art. 04300/000/00/0600/00

Art. 04300/000/00/0900/00

Art. 04300/000/00/1200/00



FOGLI/IST/00/4300/00 rev.01

