



## KALABRONE MINI

KALABRONE MINI is a shelf support with a minimal squared shape for free-standing shelves. Boasting a captivating design, it perfectly meets the actual market demands. It is suitable for shelves from 5 to 10 mm thick. Its solid structure guarantees a capacity loading of 6 kg, including the weight of the glass shelf, for each support with a shelf 150 mm deep.

KALABRONE MINI comes with a vertical adjustment through the oval hole positioned on the upper bracket.

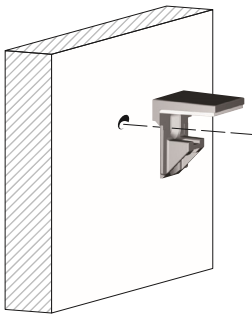
The soft element made of engineering plastic positioned on the upper and the lower bracket guarantees a perfect adhesion to the shelf, thus avoiding that the shelf is accidentally removed.

5-10 mm

6 kg for each shelf support  
for shelf 150 mm deep

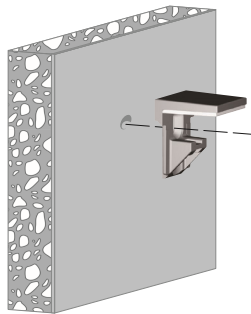
REGISTERED DESIGN

### WOOD PANEL



Recommended fixing countersunk screw type - head  $\varnothing$  5 mm max.

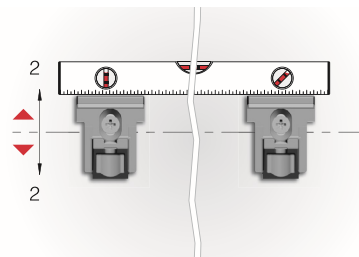
### SOLID AND PLASTERBOARD WALLS



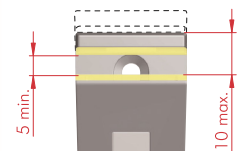
It is the responsibility of the customer:

- to ensure that the wall is of a suitable quality to hold the shelf fixing in place.
- to use the proper hardware fittings according to the construction of the wall.

### BRACKET ALIGNMENT

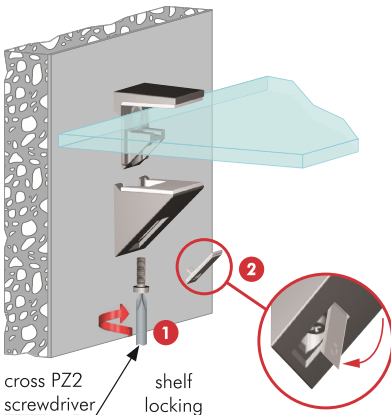


### Glass shelves



Shelf is clamped between a layer of white soft rubber on both the lower and upper side (coloured parts).

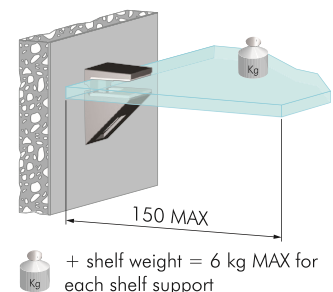
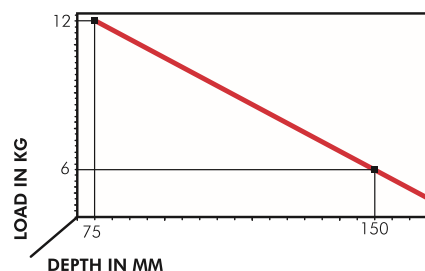
### SHELF LOCKING



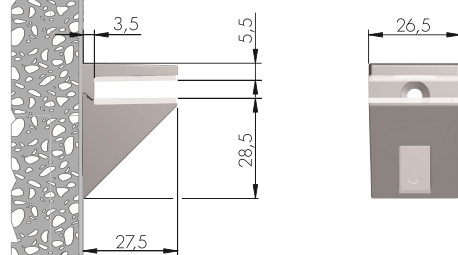
cross PZ2 screwdriver

shelf locking

### COMBINATION SHELF LOAD AND SHELF DEPTH (The figures refer to 1 shelf support)



+ shelf weight = 6 kg MAX for each shelf support



Note: KALABRONE MINI is supplied individually bagged with fitting guide.

= PZ2

= 100 pcs.

**16220080JM**

**16220080KB**

**16220080YD**