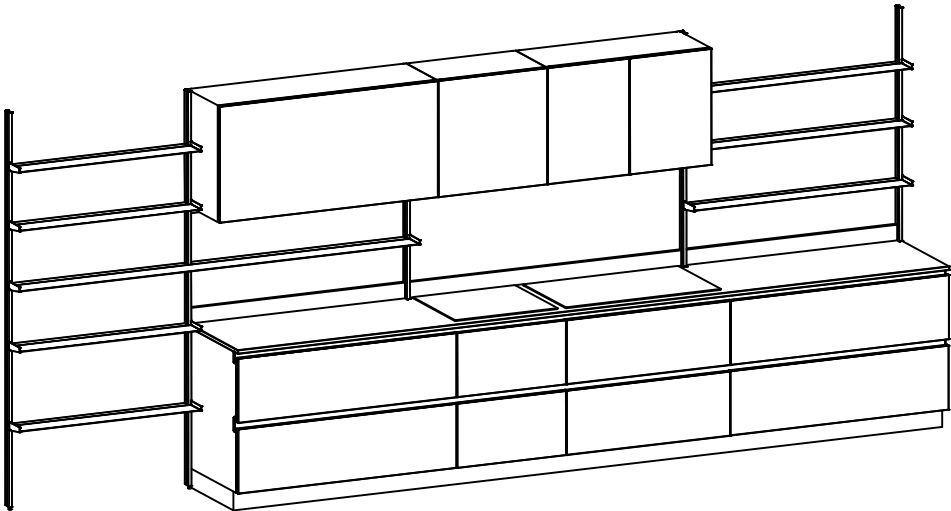
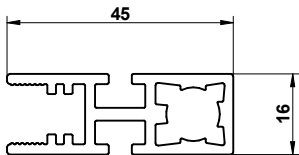


ÉTAGERE PROJECT

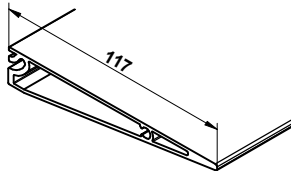


PRO6615NO - PROFILO MONTANTE
"S" lunghezza barra 4,5 mt

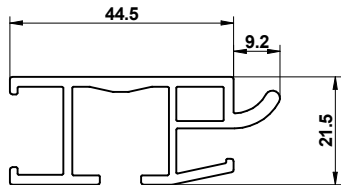


MENSOLA IN ALLUMINIO

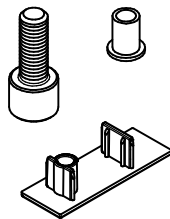
PRO6617NO - PROFILO MENSOLA
SPORGENTE lunghezza barra 4,5 mt



PRO6616NO- PROFILO TRAVERSO
"S" lunghezza barra 4,5 mt



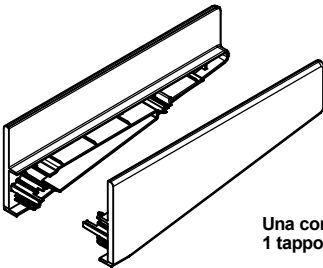
FIX6615NO
KIT REGOLAZIONE PAVIEMTO "S" PRO6615NO



X 1

Una confezione contiene tutta
la ferramenta neccessaria per
un montate

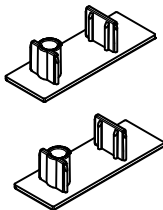
EMB6617NO
KIT TAPPI MENSOLA SPORGENTE PRO6617NO



X 1

Una confezione contiene
1 tappo DX e 1 tappo SX

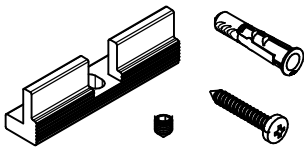
EMB6615NO
KIT TAPPI MONTANTE "S" PRO6615NO



X 1

Una confezione contiene
i tappi neccessaria per
un montate

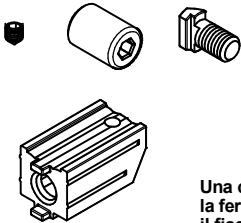
FIX6615NO
KIT FISSAGGIO A MURO PER PRO6615NO



X 1

Una confezione contiene la ferramenta
per un aggancio a muro

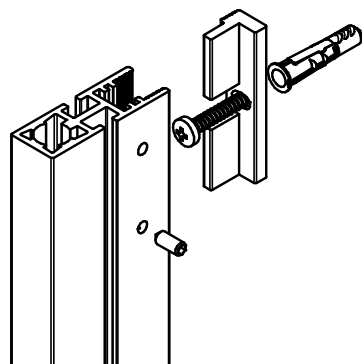
FIX6616NO
KIT FISSAGGIO TRAVERSI "S" PRO6616NO



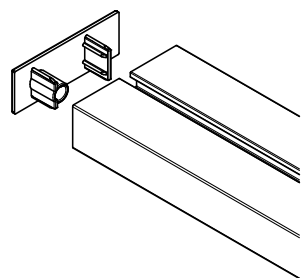
X 2

Una confezione contiene tutta
la ferramenta neccessaria per
il fissaggio di un traverso

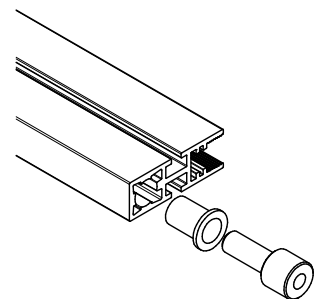
ÉTAGERE PROJECT



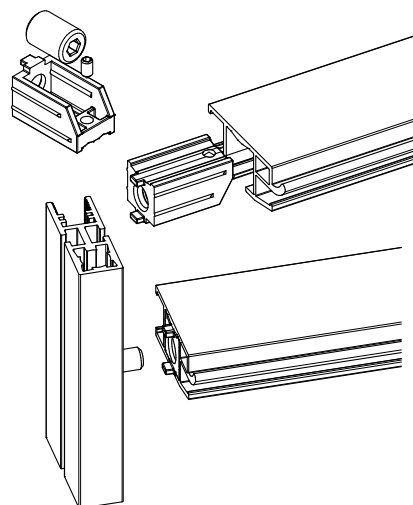
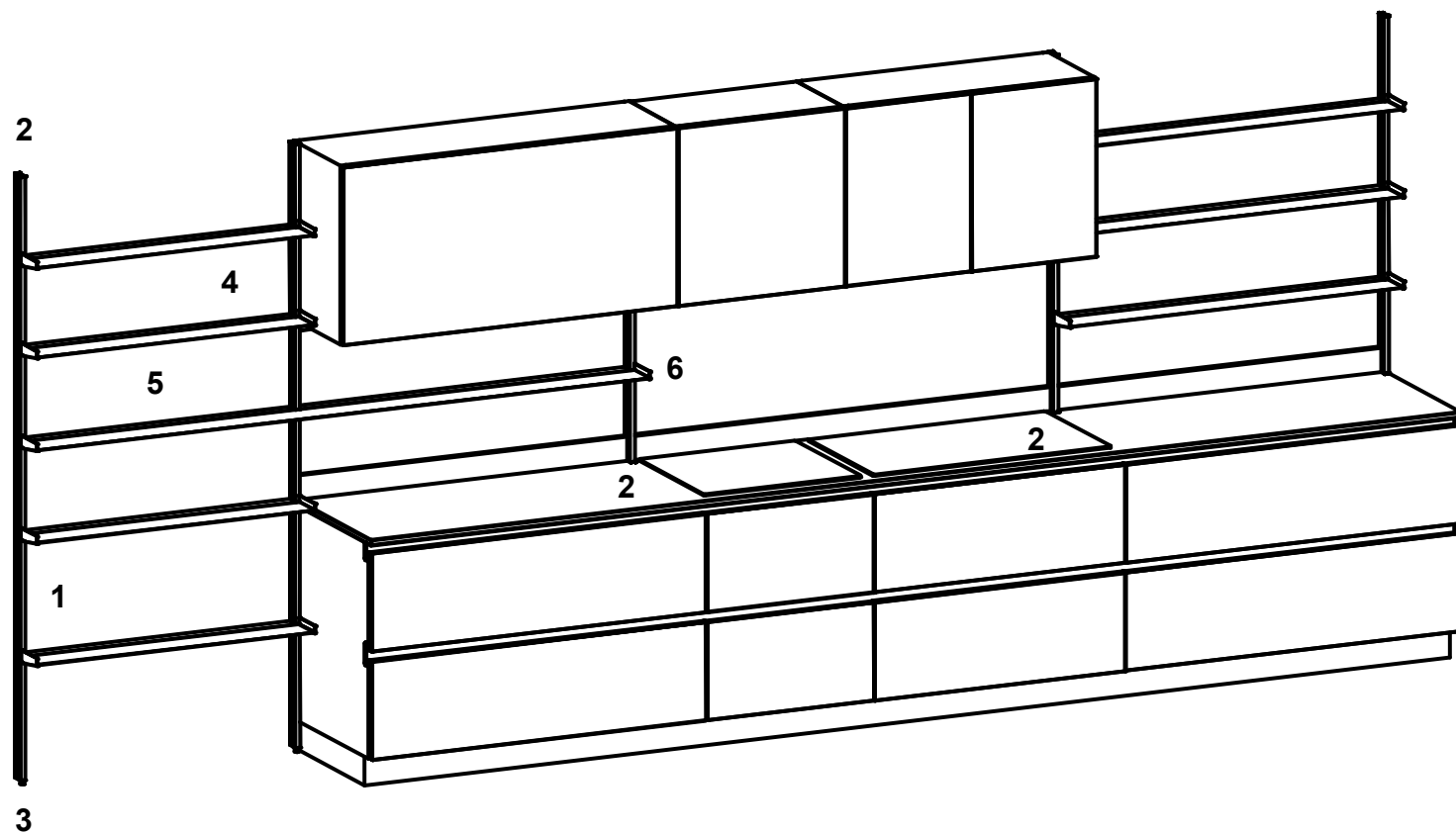
1. Profil montant PRO6615NO & fixation murale FIX6615NO



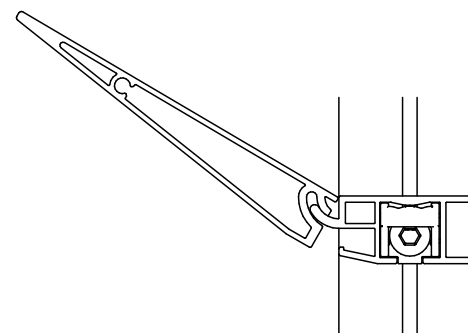
2. Embout montant EMB6615NO



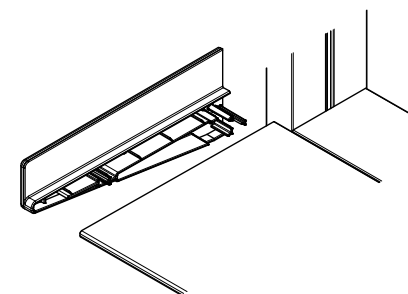
3. Vérin VER6615NO



**4. Fixation pour traverse
FIX6616NO**

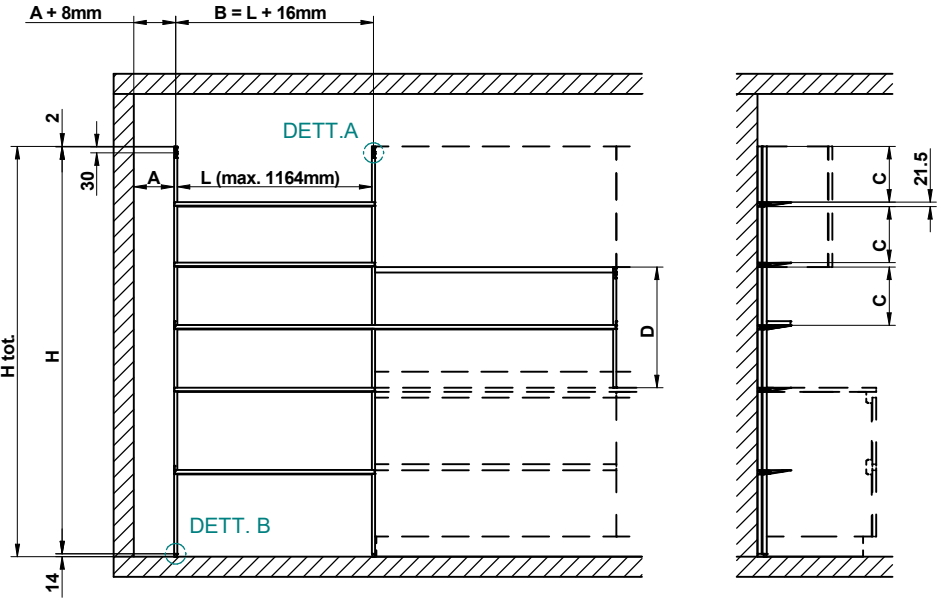


**5. Profil traverse PRO6616NO
& Profil tablette PRO6617NO**

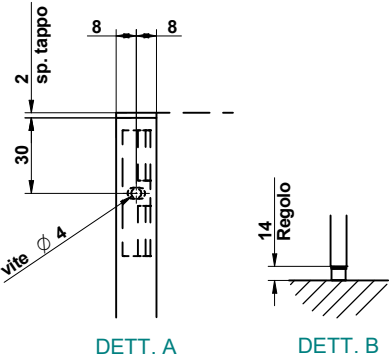


**6. Embout tablette
EMB6617NO**

Perçages



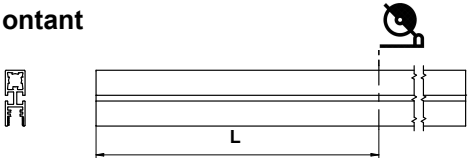
$H = H_{tot} - (14 + 2)$ PRO6615NO
 $D = H_{Pensile_Top} - 3$ PRO6615NO



Calcul des mesures

Découpe des profils

Montant



**CALCUL DES HAUTEURS
(AU SOL, AVEC VERIN)**
Hauteur Etagère = H
Profil Montant = $H - 16$ mm


Découpe des profils

Traverse



CALCUL DES LONGUEURS
Largeur Etagère = L
Profil Traverse = $L - 32$ mm

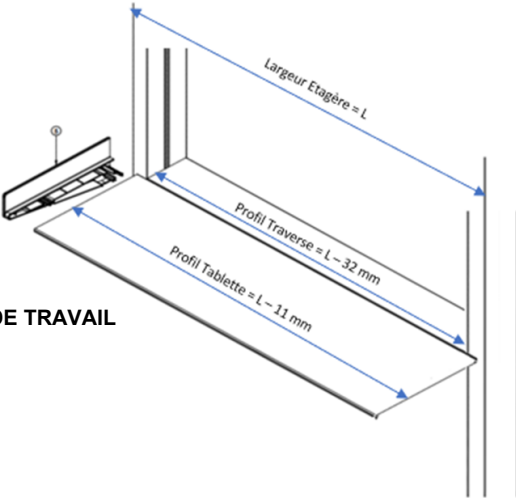
Découpe des tablettes



CALCUL DES LONGUEURS
Largeur Etagère = L
Profil Tablette = $L - 11$ mm

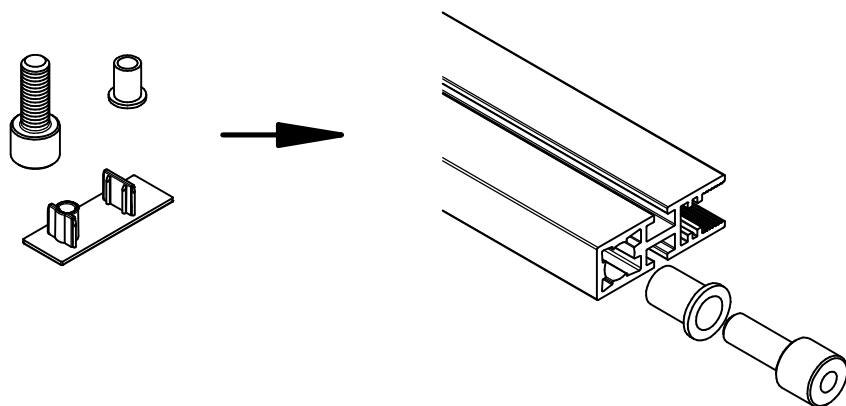
**CALCUL DE LA HAUTEUR SUR PLAN DE TRAVAIL
(SANS VERIN)**
Hauteur Etagère = H

Profil Montant = $H - 3$ mm



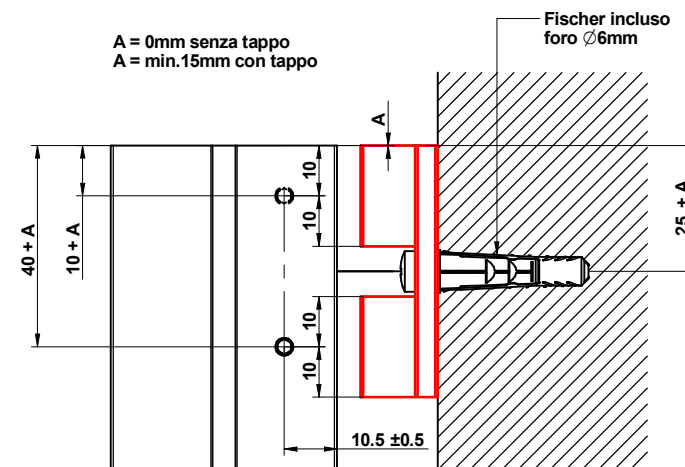
ASSEMBLAGE ET REGLAGE DES PIEDS

VER6615NO



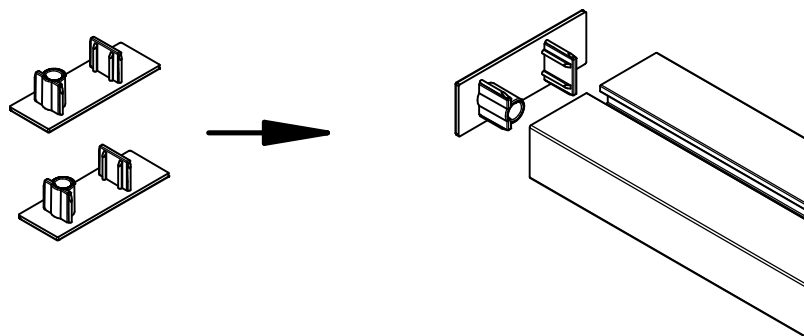
ASSEMBLAGE ET FIXATION AU MUR

A = 0mm senza tappo
A = min. 15mm con tappo

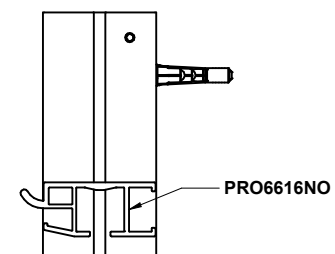
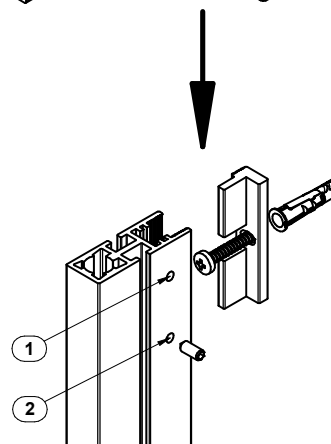
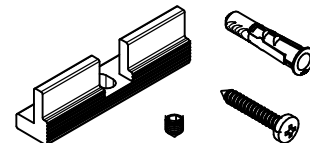


ASSEMBLAGE DES EMBOUTS MONTANTS

EMB6615NO

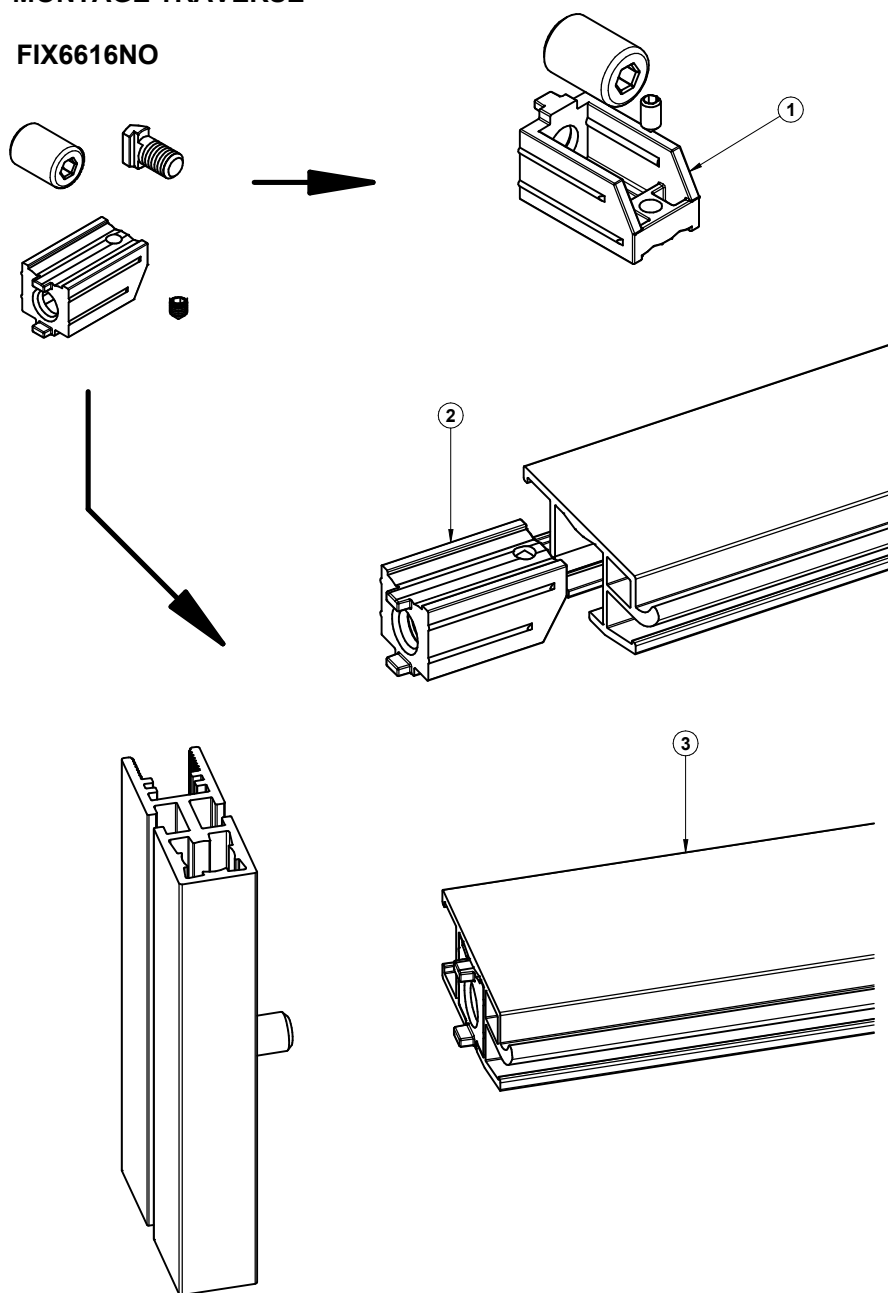


FIX6615NO



MONTAGE TRAVERSE

FIX6616NO



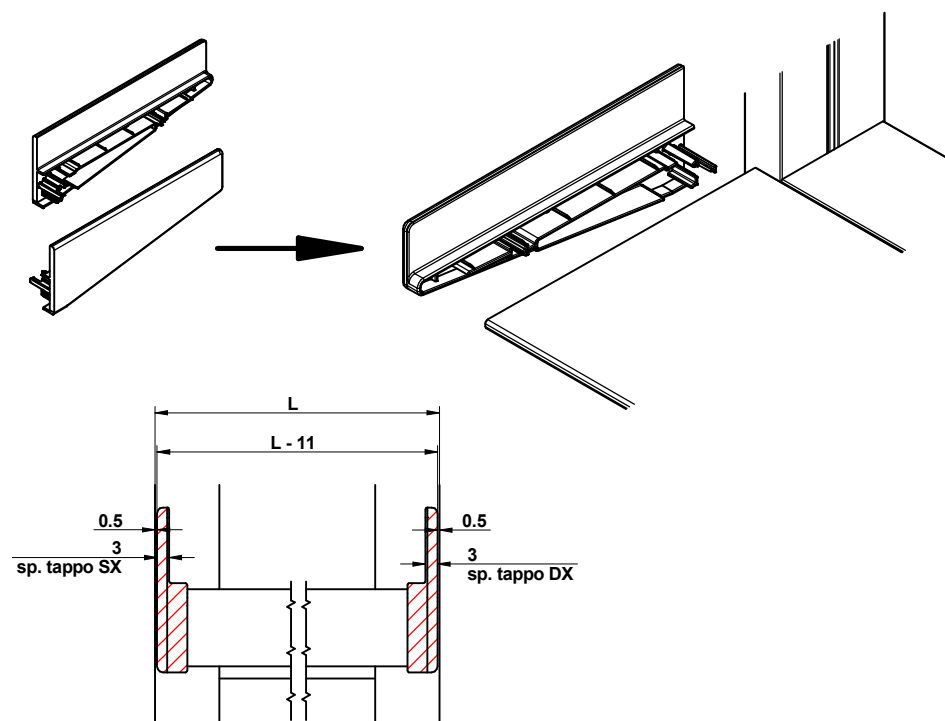
MONTAGE TABLETTE

PRO6617NO

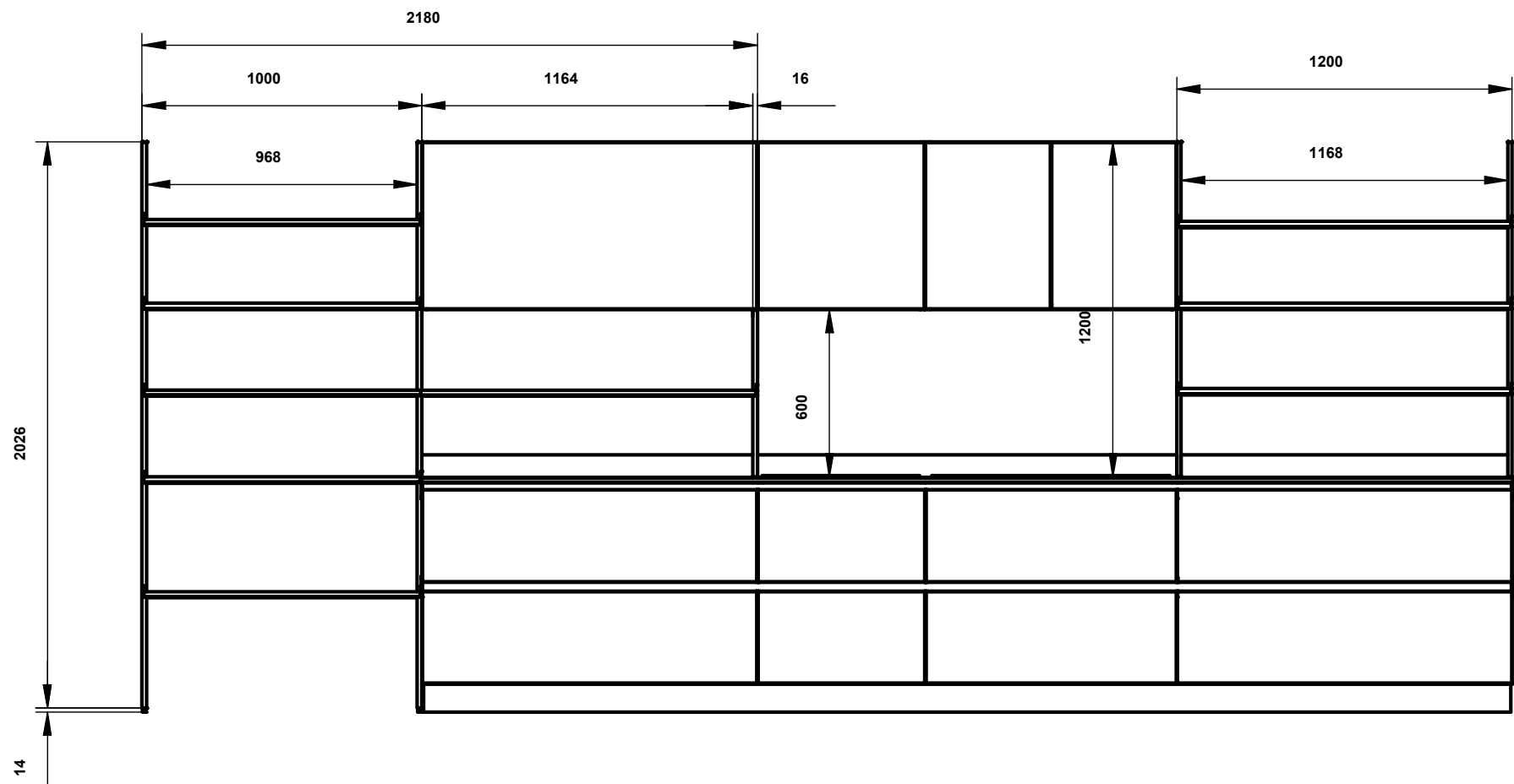
PRO6616NO

MONTAGE EMBOUTS TABLETTE

EMB6617NO



EXEMPLE DE MONTAGE



CALCUL DES LONGUEURS

Largeur Etagère = L
Profil Traverse = L - 32 mm
Profil Tablette = L - 11 mm

CALCUL DES HAUTEURS

Hauteur Etagère HT = H
Profil Montant = H - 16 mm
Profil Montant (sur plan de travail, sans vérin) = H - 3 mm

PROFILS DE LA STRUCTURE

PROFILS MONTANT

PRO6615NO
x2pcs L. 2026 mm
x1pcs L. 597 mm
x2pcs L. 1197 mm

PROFILS TRAVERSE

PRO6616NO
x5pcs L. 968 mm
x1pcs L. 1164 mm
x3pcs L. 1168 mm

PROFILS TABLETTE

PRO6617NO
x4pcs L. 989 mm
x1pcs L. 2169 mm
x3pcs L. 1189 mm