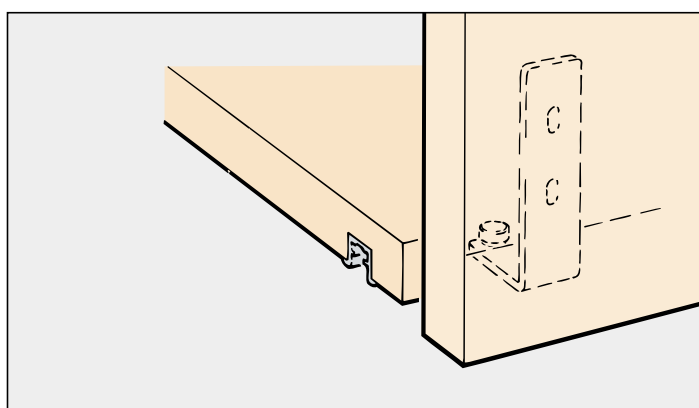


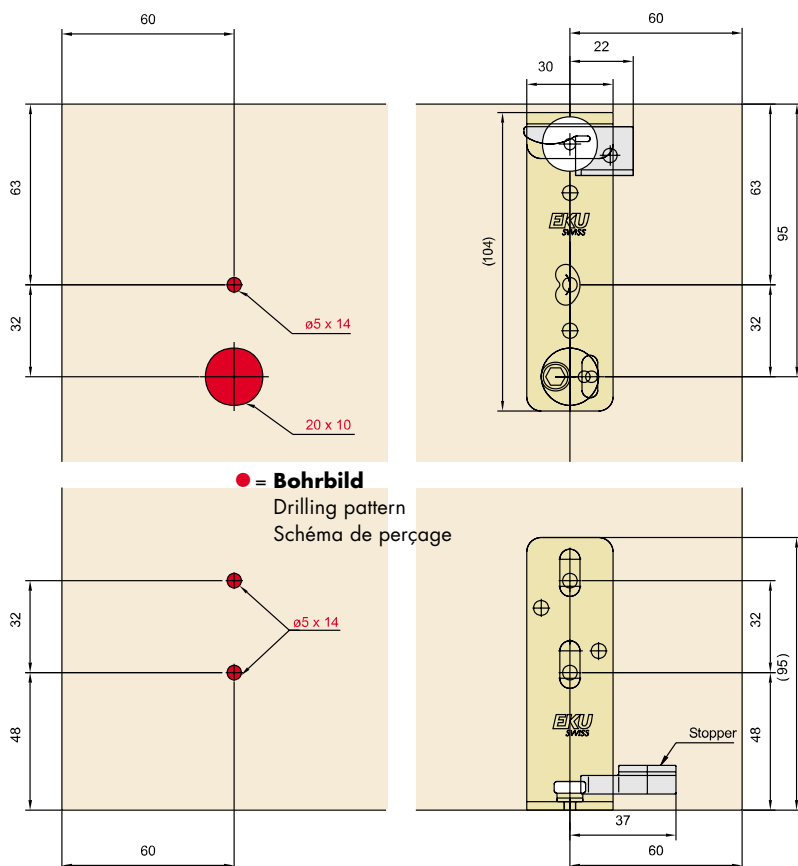
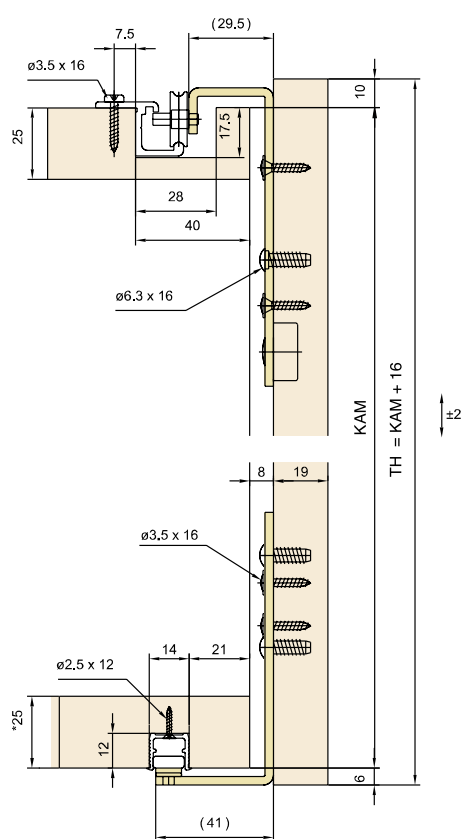
**System Laufschiene eingenetet
für 1 Holztüre bis 25 kg.
Design Vorfront**

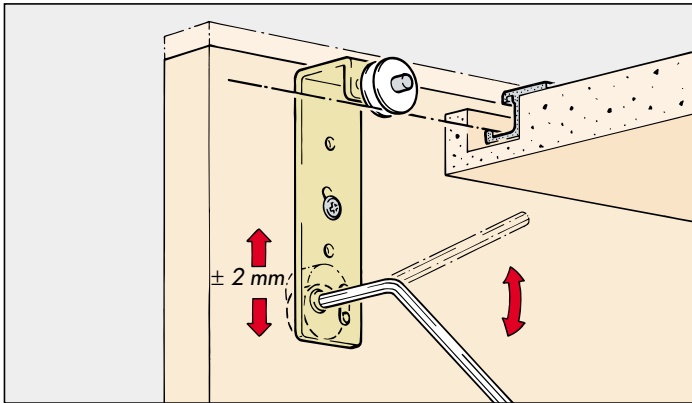
System top track groove mounted
for 1 wooden door up to 25 kg.
design Forefront

Système de rail de roulement dans la rainure
pour 1 porte en bois jusqu'à 25 kg.
Design Vorfront



Einbaubeispiele/Examples for mounting/Exemples de montage

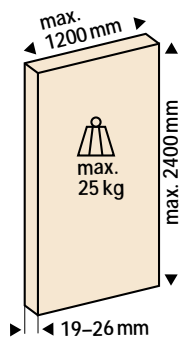




Exzenterhöhenverstellung

Eccentric bush height adjustment

Réglage de la hauteur par excentrique



Garnituren/sets/garnitures

1 Türe door porte		No. 56.3077.171	
	2x		2x
	Set		2x
	1x		1x

Zubehör/Accessories/Accessoires

Gr./Size

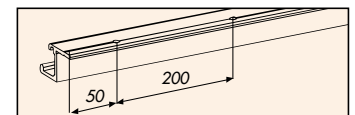
Art.No./Code

Einfachlaufschiene Alu, gelocht

Single top track aluminium, pre-drilled
Rail de roulement simple en alu, percé

2500 mm
3500 mm
6000 mm

56.3041.250
56.3041.350
56.3041.600*

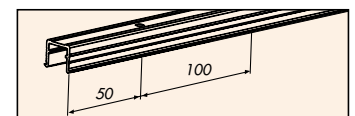


Einfachführungsschiene Alu, gelocht

Single guide track aluminium, pre-drilled
Rail de guidage simple en alu, percé

2500 mm
3500 mm
6000 mm

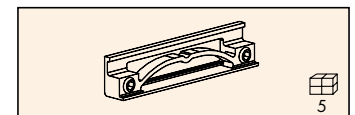
56.3079.250
56.3079.350
56.3079.600*



Zwischenstopper, Kunststoff

Intermediate stop, plastic
Arrêt intermédiaire, plastique

56.3049.081



* min. 60 m

Sonderzubehör/Special accessories/Accessoires spéciaux: siehe ab Seite 60/see page 60ff./voir page 60