

EQU50NO

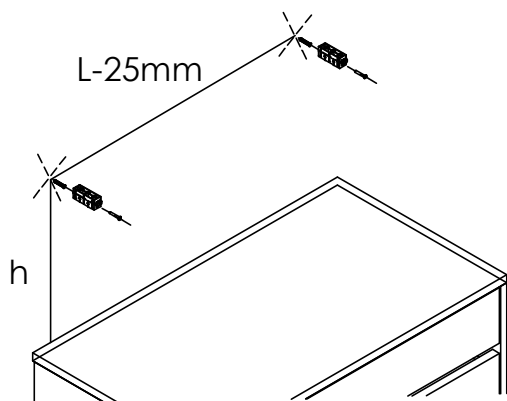
worktop connection

STILI PHOS

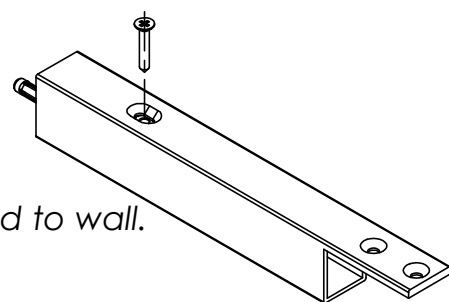
Floor to wall comp.

Asseby instructions

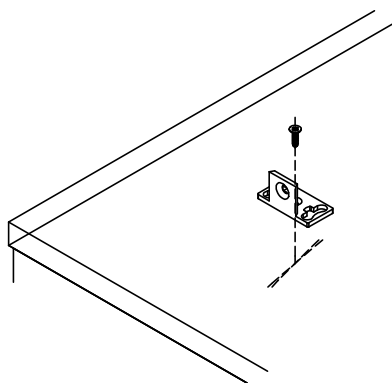
Use the worktop connection kit as shown below:



Drill the $\varnothing 6$ pre-holes for the corresponding plugs and lock the fixing brackets.

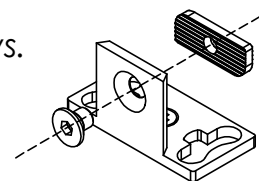


Insert the upper crosspieces into the brackets fixed to wall.



Pre-assemble the structure in order to identify the position where to fix the worktop adapters. Then remove the double-sided adhesive layer and finish fixing with the screws.

Before assembling the uprights mount the brackets and M6x8 screws.



Complete the composition by inserting uprights and fixing them.

